

Introduction to Desmos Activities

Lara Metcalf
Atlanta Area School for the Deaf
Math Instructional Coach



@laramathcalf



Lara.Metcalf@doe.k12.ga.us

#MTBoS
#iteachmath
#deafed

Session Goals

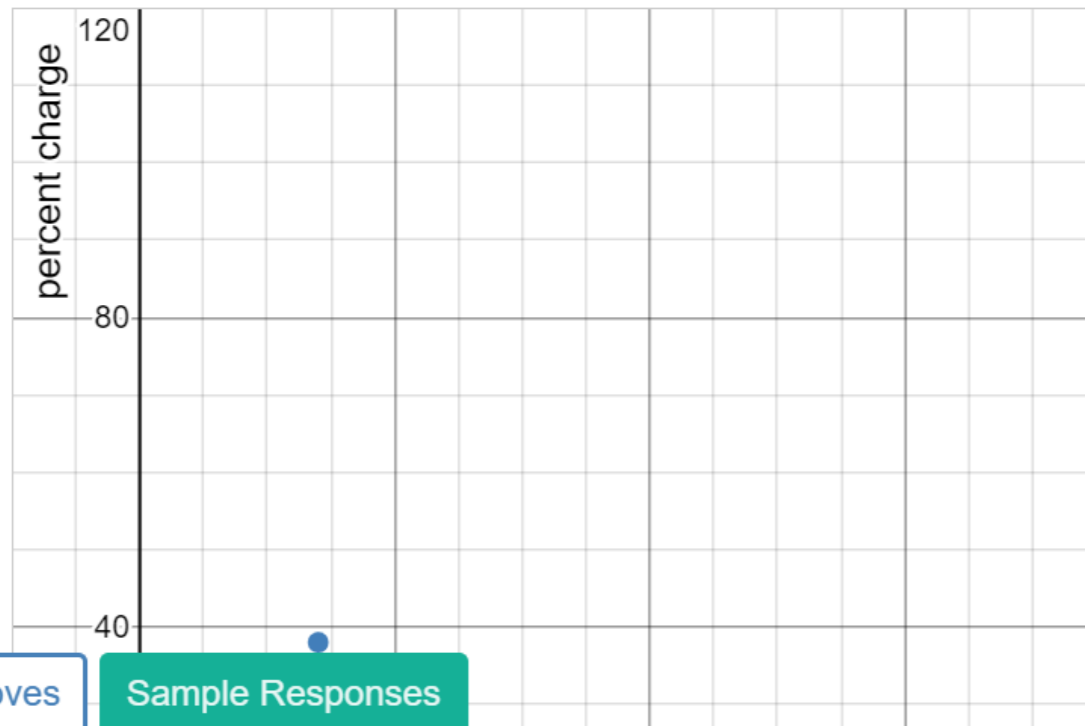
- Experience Desmos classroom activity as a participant
- Learn how to use teacher tools to help with activity facilitation
- Learn how to find more information about Desmos

Hey, students!

Go to student.desmos.com
and type in:

KBH W9N

Use your Model




The model you built on Screen 4 is shown in red.

The equation of your model is $y = 0x + 0$.

Assuming that model is correct, how many minutes will it take for the phone to reach 100% charge?

Enter your calculation below, then press "Submit."

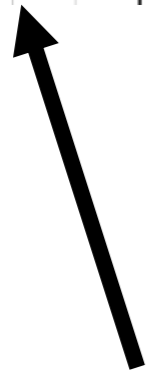
 Learn how to type math.

Share with Class

Teacher Moves

Sample Responses

Consider using the teacher dashboard to show students the range of their predictions.





Charge!

by Desmos | 45-60 minutes | Application Algebra 1 Bookmarks




 Mobile  Tablet  Laptop

In this activity, students use linear modeling to predict how long it will take for a smartphone to reach full charge. Students will also interpret the parameters of their equation in context.

Screen 9 image credit: <https://oneplus.net/>

French translation courtesy of Jules Bonin-Ducharme:
<https://teacher.desmos.com/activitybuilder/custom/59273e5e08f7322c7a2fae86>

Spanish translation courtesy of Nico Rowinsky and Mercedes Rowinsky:
<https://teacher.desmos.com/activitybuilder/custom/5b58869a0ec47f17ef56880e>

 Teacher Guide  



Print out to help plan your lesson.

Teacher Dashboard

- Overall Summary
- Overlay
- Response summary
- Anonymize
- Pacing/pause
- *Snapshots*



Home

Most Popular

YOUR ACTIVITIES

Collections

Custom

History

BUNDLES

Conics

Exponential

Expressions

Functions


Inequalities

Linear

Linear Systems

Modeling

/



The Solar System, Test Tubes, and Scientific Notation




by Desmos

In the first part of this lesson, students use scientific notation to express large numbers—the diameters of planetary orbits. In the second part, students continue to use scientific notation, but they use it to express very small numbers.

Inspired by and with gratitude to Illustrative Mathematics and OpenUp Resources. Download for free at <https://openupresources.org>.

Featured Activities



Circles

by Desmos

In this lesson, students review the concepts of whole number exponents in anticipation of extended study of exponent rules and scientific notation in future lessons.



Marbleslides: Exponentials



Awesome Activities for Middle School

Grade 6



The (Awesome) Coordinate Plane Activity




Polygraph: Points



Exploring Triangle Area with Geoboards

Featured




Marbleslides



Polygraph


Grade 7



Exploring Quadrilateral Area with Geoboards



Polygraph: Basic Quadrilaterals



Integer Operations

Algebra



Central Park



Sketchy Parabolas

Grade 8



Match My Line



Lego Prices



Polygraph: Lines

Geometry



Polygraph: Advanced Quadrilaterals



Translations

Hand-crafted classroom activities.
Designed by teachers. Powered by Desmos.

[teacher.desmos.com](https://www.teacher.desmos.com)

Awesome Activities for High School


Algebra 1



Central Park



Charge!




Marbleslides: Lines

Featured



Polygraph



Marbleslides

Geometry



Translations



Polygraph: Identifying 3D Figures



Equations of Circles

Precalculus



What's My Transformation?



Trigonometric Graphing



Mocha Modeling Starbucks Locations

Algebra 2



Function Carnival



Marbleslides: Parabolas



What Comes Next?

Calculus



Sketchy Derivatives



Limits and Continuity



The Intermediate Value Theorem

Hand-crafted classroom activities.
Designed by teachers. Powered by Desmos.

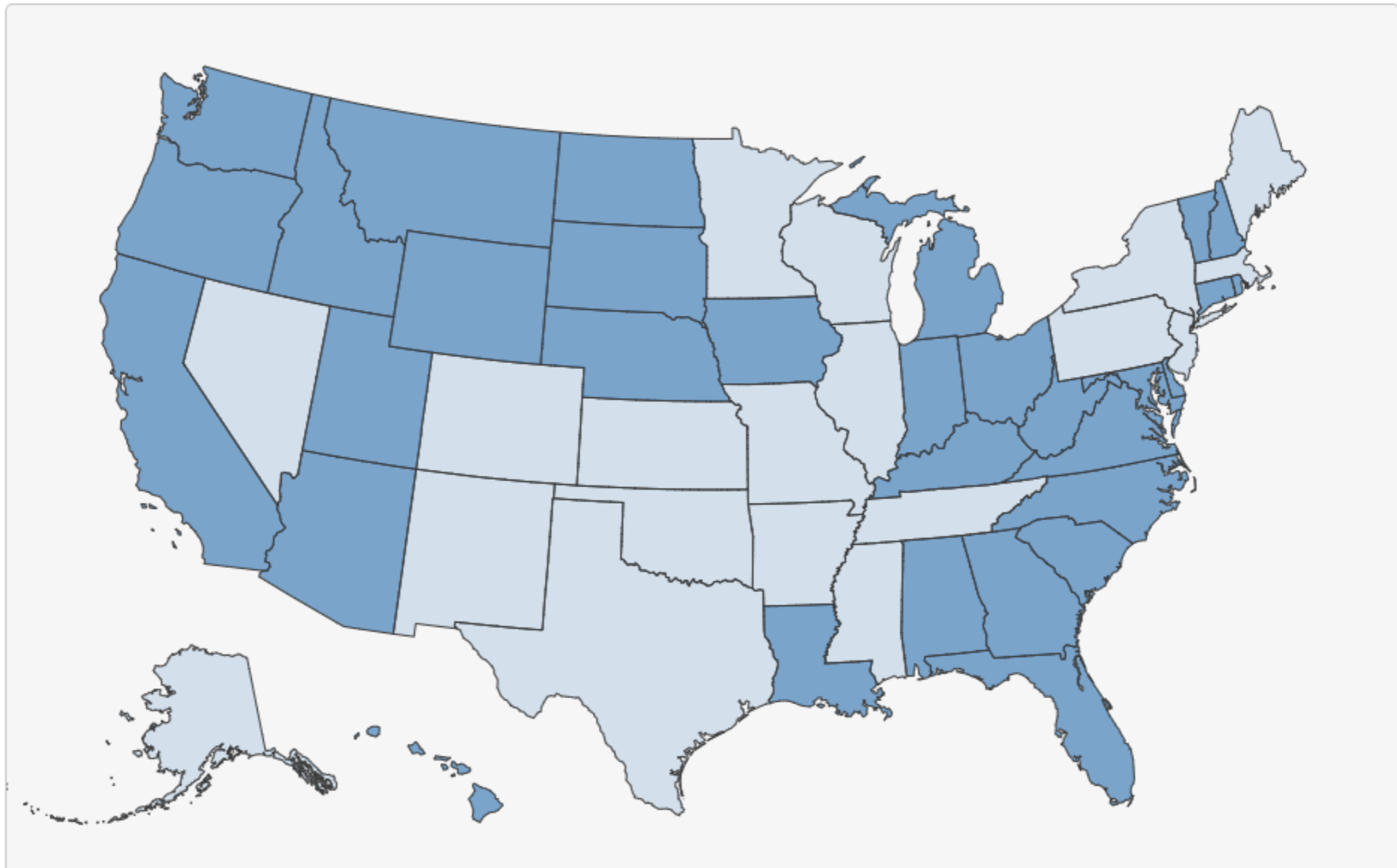
[teacher.desmos.com](https://www.teacher.desmos.com)

Calculator Features

- Graph appears as you type
- Intersection points
- Sliders
- Tables
- Statistics tools
- Too much to show here!

Calculator Features

Alabama Arizona California Connecticut Delaware Florida Georgia Hawaii Idaho Indiana Iowa
Kentucky Louisiana Maryland Michigan Montana Nebraska New Hampshire North Carolina North Dakota
Ohio Oregon Rhode Island South Carolina South Dakota Utah Vermont Virginia Washington West Virginia
Wyoming



sts

Other activities:

- Marbleslides
- Card sort
- Geometry tools

12. Pair each visual pattern with the corresponding table, graph, or equation.

 Preview

[Responses](#) Summary

Olga Taussky-Todd



Vivienne Malone-Mayes



Camille Jordan



Srinivasa Ramanujan



Elana Piscopia



Gottlob Frege



Want to learn more?

1. Visit learn.desmos.com
2. Try a Desmos “scavenger hunt”
bit.ly/desmos-hunt
3. Try some activities in class!
4. Contact me or Desmos

Lara Metcalf

 @laramathcalf

 Lara.Metcalf@doe.k12.ga.us
#MTBoS #iteachmath #deafed



Join my “Deaf Ed Math” Slack channel!
Email me for more information